



EDGE





# A BOLD STATEMENT ON THE EDGE OF DOWNTOWN DUBAI

Say hello to a truly cosmopolitan living experience on the EDGE of Downtown Dubai and Business Bay.

The EDGE introduces an eclectic urban vibe to the city that is defined by its modern architecture and signature interior design of bold, contrasting colour palettes.



LOCATION

# THE CITY AT YOUR DOORSTEP

Strategically located to offer residents a vibrant choice of lifestyle options, The EDGE puts the best of Dubai at your doorstep.

A connected address for work and play, The EDGE is minutes away from the entertainment district of Downtown Dubai in one direction, the calm waters of the Dubai Canal in the other, whilst just steps away from a wide array of retail and dining options.






RESIDENCES

# VIBRANT DESIGN

Presenting timeless architecture fused with vibrant design, the dual towers of The EDGE have been strategically placed to ensure residents are mesmerised by the city's beauty, no matter which direction they face.

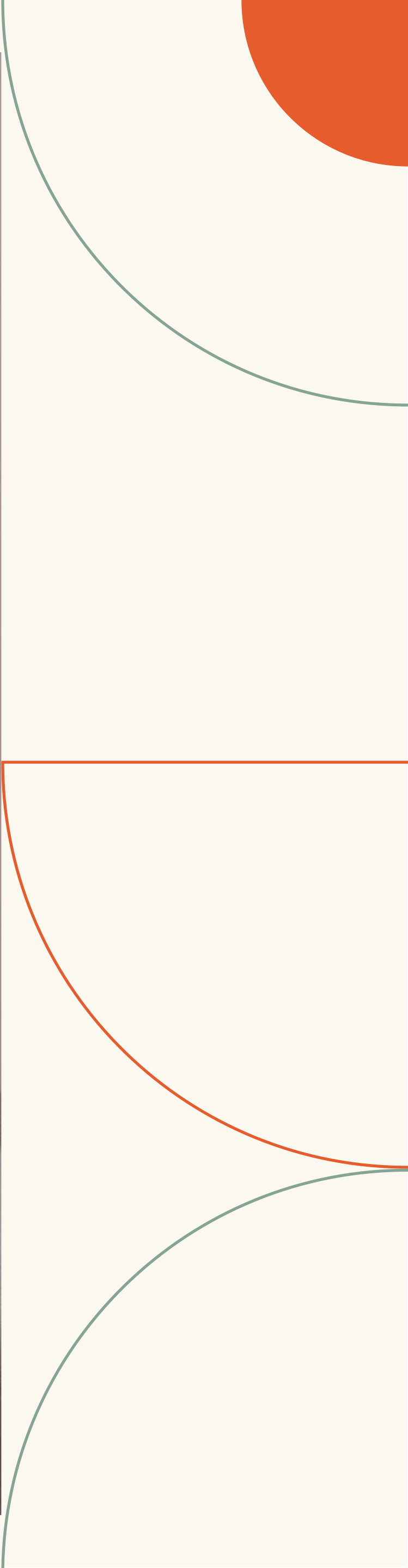
The EDGE features eclectic-styled one and two-bedroom residences with views of the Burj Khalifa, Dubai Canal and Business Bay.



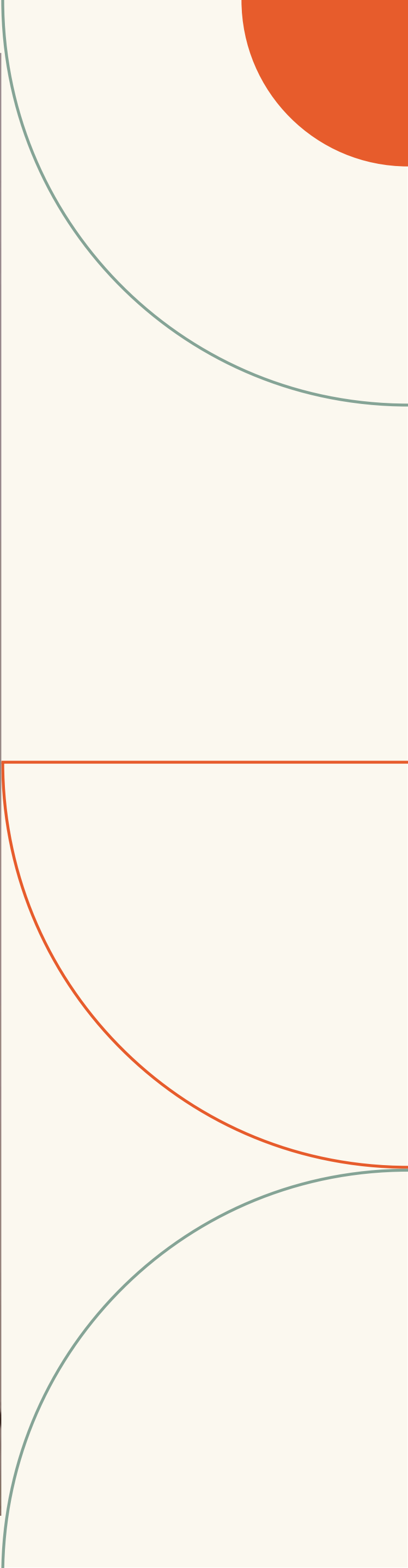
















LIFESTYLE AMENITIES

# LIFE AT THE EDGE

Make the most of your downtime and go beyond condominium living at The EDGE's wide range of lifestyle facilities including a co-working space, games room, social lounge and more!

Spanning over 61,000 sq.ft., the leisure deck of the podium level offers a haven of well-being and fun for all, including a large fully equipped gymnasium, infinity pool, outdoor gym, padel courts, pickleball/basketball court, barbecue area and a selection of seating and lounge areas.



- 1. Lobby Entry
- 2. Yoga Deck
- 3. Lounge Area/Outdoor Seating
- 4. Community Pool
- 5. Courtyard
- 6. Pool Deck
- 7. Sunken Seating
- 8. BBQ Area
- 9. Outdoor Fitness Area
- 10. Sprint Track
- 11. Padel Court
- 12. Pickleball/Basketball
- 13. Jacuzzi